

Bennett Commercial Big Fueler[®] with DEF and 300 series DEF Dispensers

Heated and Non-Heated Diesel-DEF Combo Dispenser

The Bennett 300 BlueFueler[®] Series is a class of DEF dispensers designed for use in commercial where demanding users require durability, ruggedness and affordability. The BlueFueler[®] Series is based on world-class engineering providing users with a solid return on investment due to high reliability and a low cost of ownership. With many configurations to choose from, there is a 300 Series dispenser to fit your needs.

- Ideal for use with aboveground and underground storage systems
- Weights and Measures (NIST) approved DEF meter to ensure precise fluid measurement
- Stainless steel rotary meter, with only two moving parts, providing maximum durability and reliability
- One or two dispensing points for DEF and/or Diesel
- 60 GPM Diesel flow rate on combo models
- Optional heating system for cold weather applications
- Interfaces to commercial cardlock and retail point-of-sale systems
- Single board electronic design for highest reliability and low cost of ownership
- Sheet metal powder and electrostatic coatings provide for automotive grade protection and maximum durability
- Hydraulic lines include check valves to ensure wetted components
- Optional internal 15 foot hose reels
- LED back lighting is energy efficient and long lasting
- Volume measurement available in gallons or liters
- Available with or without dollar registration
- Optional Add-on kit for existing Bennett BigFueler/Big Squirt High Flow Diesel Dispensers

Models include (Available in Heated or Non-Heated versions):

300BB- BigBlue DEF Retrofit kit for Pumps in service, High Frames ONLY

310D- 1 sided unit, one DEF hose, Low Hose Only

320D- 2 sided unit, one DEF hose per side, Low Hose Only

320E- 1 sided unit, one DEF hose plus one Diesel hose, High Frame Only

330E- 2 sided unit, one sided DEF hose plus one Diesel hose per side, High Frame Only*

330F- 2 sided unit, one sided DEF hose plus one Diesel hose per side, High Frame Only**

340E- 2 sided unit, one DEF hose per side plus one Diesel hose per side, High Frame Only

*Master/Master Configuration

**Master/Satellite Configuration



310D DEF Dispenser



320E High Hose Big Fueler DEF Combo

Simply Better. That's our logo tag line, but also our design philosophy: to minimize hydraulic connections and to reduce the number of electronic circuit boards and related wiring, cables, and connectors. Bennett has worked hard to fully understand the unique physical properties of DEF. Our BlueFueler[®] reflects that level of commitment.

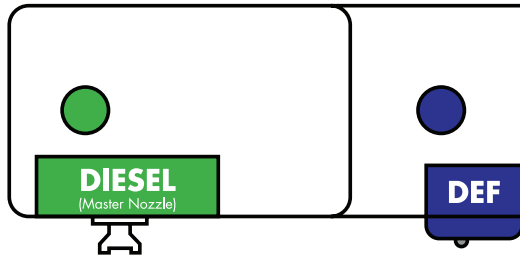
BlueFueler[®] provides innovative technology for both fleet owners and retail fuel marketers. With over 90 years of fuel dispenser manufacturing experience, we have committed to providing you the correct blend of technology, styling, price and service – this dedication continues with the Bennett BlueFueler[®] Series.



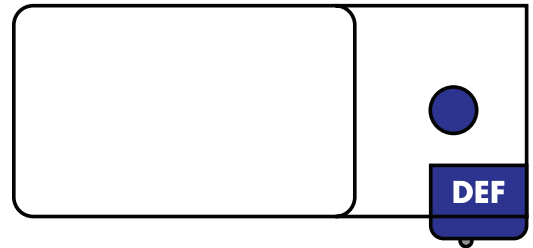
Bennett BLUEFUELER 300 SERIES DEF DISPENSERS

MODEL LIST

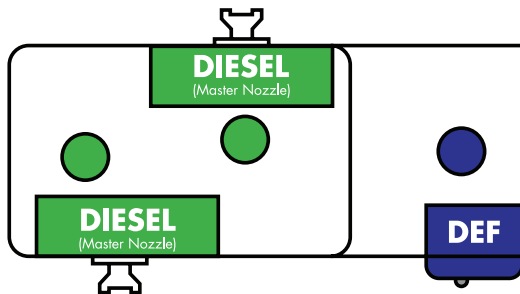
Effective: February 1, 2017



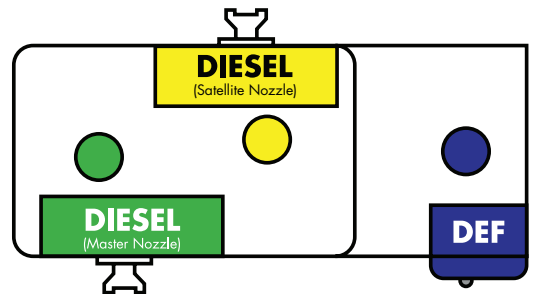
320E MASTER DIESEL + DEF
High Hose Only



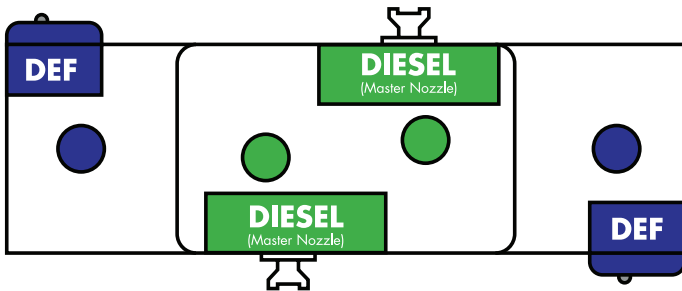
310 DEF
High or Low Hose




**330E MASTER/MASTER
DIESEL + DEF**
High Hose Only



**330F MASTER/SATELLITE
DIESEL + DEF**
High Hose Only



340E DUAL SIDED MASTER DIESEL + DEF
High Hose Only



320D DUAL SIDED DEF
High or Low Hose Only

*NOTE: For a 1 Product Inlet Diesel,
please purchase manifold kit (#133480)

