

Bennett BLUEFUELER[®] 400 SERIES DEF DISPENSER

Heated and Non-Heated Diesel/DEF Combo Dispenser

WORLD FAMOUS HYDRAULICS

- Stainless steel rotary meter, with only two moving parts, provides maximum durability and reliability
- Weights and Measures (NIST) approved DEF meter ensures precise fluid measurement

ELECTRONICS

Single Board surface mount electronics provide high reliability and low cost of ownership

DURABLE

Sheet metal powder and electrostatic coatings provide automotive grade protection and maximum durability

HEATER OPTION

Optional DEF heating system for use in cold weather applications



420E High Hose BigFueler DEF Combo



410D DEF Dispenser

Bennett BLUEFUELER®

400 SERIES DEF DISPENSER SPECIFICATIONS

STANDARD FEATURES

- Dimensions:** Low Hose: 30" w x 60" h x 20" d
High Hose: 30" w x 88" h x 20" d
- Products:** Up to 2 Products (Diesel & DEF)
- Hoses:** Up to 2 Dispensing points for DEF and/or Diesel
- Unit Type:** Straight Grade Only
- Hydraulics:** Remote and Suction (Diesel)
Remote Only (DEF)
- Displays:** LCD 8-Digit 1" for Sales and Volume
LCD 4-Digit ½" Price Per Volume
- Voltage:** 120/240 VAC, 50/60Hz
- Inlet / Outlet:** 1.5" dia NPT / 1" dia NPT
- Protocol:** Bennett Open Protocol / Generic / RS485

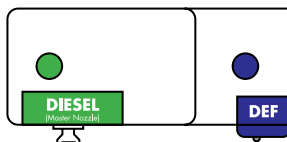
OPTIONAL FEATURES

- Payment Options:**
- EMV: 7" Widescreen with soft keys, Hybrid Chip EMV Card Reader, PCI Compliant EMV-ready EPP, High Speed Receipt Printer
 - Credit-Alpha: 7" Widescreen Display with soft keys, Credit/Fleet Card Reader, Alphanumeric Pin-Pad, High Speed Receipt Printer
 - Credit-Numeric: Numeric Credit Only Payment
 - Audio: Media Kit with External Audio for 7" Displays
 - NFC
 - Local Preset
- Stainless Steel:** Optional stainless steel packages for doors, end panels, top cover, electronic cover assembly, hinged upper doors and grade panel area
- Other Options:** DEF Heating System, Low Hose or High Hose, Electro-Mechanical Totalizers, Junction Box, Pulse Output Board, Intercom Speaker, Intercom Speaker with Call Button, Custom Graphics, Valance (high hose models), Add-on Kit for existing Bennett Big Fueler High Flow Diesel Dispensers, Manifold Kit for 1-Product Inlet Diesel

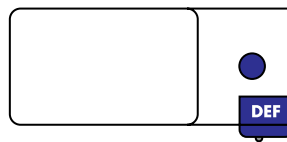
MODELS (Available in Heated or Non-Heated versions)

- 400BB** BigBlue DEF Retrofit kit for Pumps in service, High Frames ONLY
- 410D** 1-sided unit, one DEF hose, Low Hose Only
- 420D** 2-sided unit, one DEF hose per side, Low Hose Only
- 420E** 1-sided unit, one DEF hose plus one Diesel hose, High Frame Only
- 430E** 2-sided unit, one sided DEF hose plus one Diesel hose per side, High Frame Only*
- 430F** 2-sided unit, one sided DEF hose plus one Diesel hose per side, High Frame Only**
- 440E** 2-sided unit, one DEF hose per side plus one Diesel hose per side, High Frame Only

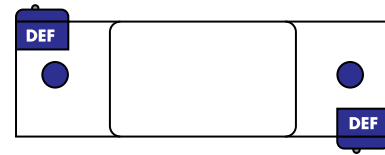
*Master/Master Configuration | **Master/Satellite Configuration



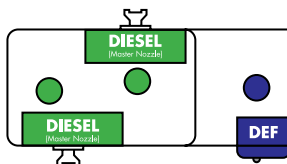
420E MASTER DIESEL + DEF
High Hose Only



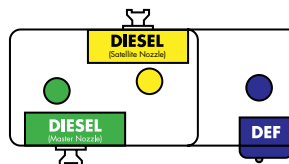
410 DEF
High or Low Hose



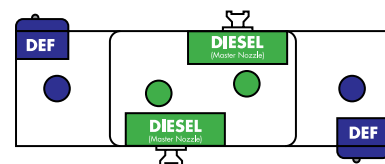
420D DUAL SIDED DEF
High or Low Hose Only



430E MASTER/MASTER
DIESEL + DEF
High Hose Only



430F MASTER/SATELLITE
DIESEL + DEF
High Hose Only



440E DUAL SIDED MASTER DIESEL + DEF
High Hose Only

NOTE: For a 1 Product Inlet Diesel, please purchase manifold kit (#133480)

